

# Materials for interactive use of the Internet from the Danube-Networkers

## Zoom Instructions

**Short description:** Zoom is a **communication software** that combines video conferencing, online meetings, chat and mobile collaboration. It is designed for businesses, so **security** is a priority for them. It is optimized for **ease of use** and a **large number of people** in one call at the same time. It **can be used** as a **free** program, but it also has a paid version for longer calls and more features.

**necessities:** You must have at least one **microphone** connected to your computer, a **webcam** would also be good (remember that some webcams have built-in microphones). A good and **stable internet connection** is also important.

When we at ILEU start the **video conference**, you will receive an **email** that looks similar to this one (just an example):

---

**Leonard Bahlo**

Please join Zoom meeting in progress

An: Carmen Rouhiainen

---

Join Zoom Meeting

<https://us04web.zoom.us/j/175852325?pwd=dVFBSVNLNnpTdEITb3kzSjQwUWhXQT09>

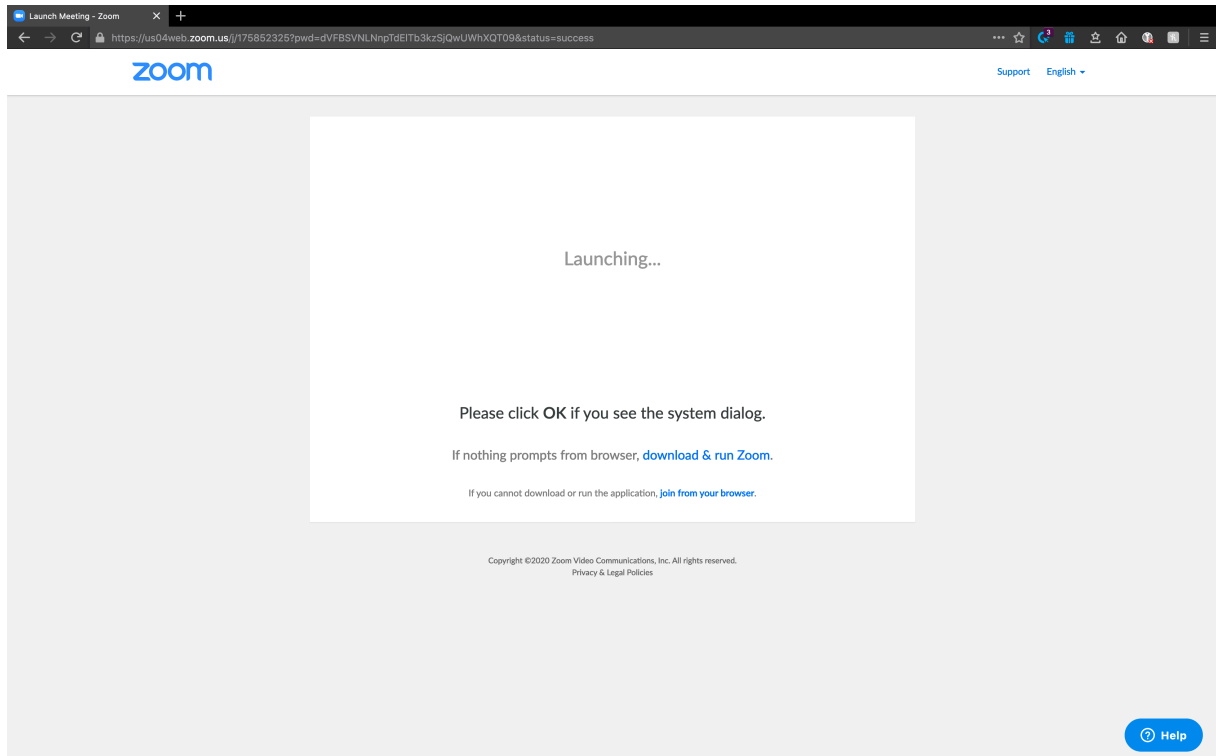
Meeting ID: 175 852 325

Password: 674712

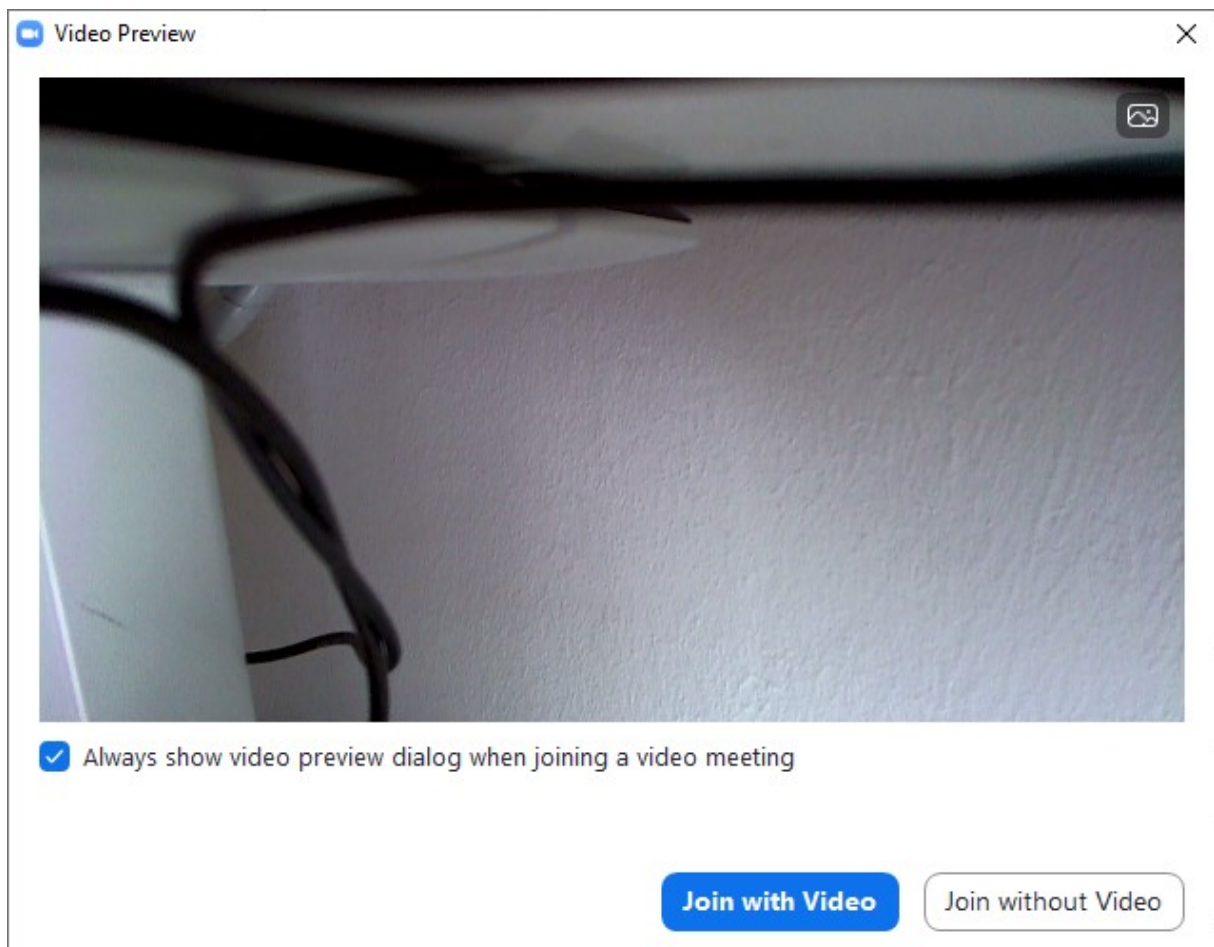
You can either open the meeting in a supported **browser (Chrome, Safari)** or **download** the Zoom client to your computer. (read more below)

1. **open** the meeting in a **browser** (definitely works for Chrome)

Open the link we sent you (by email) and wait for the meeting to load (you may have to press "join from your browser").

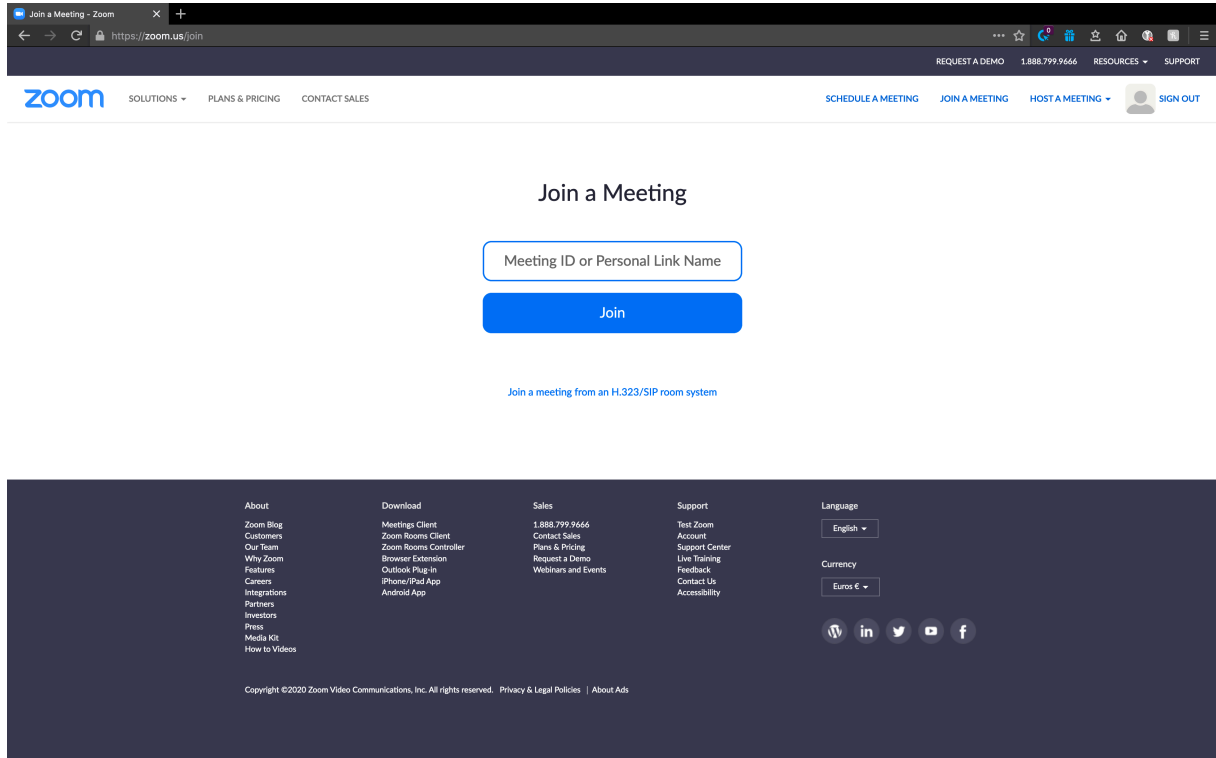


You only need to confirm that you want **join with audio and video** with your computer.



## From here on there are only additional possibilities for getting into a Zoom Meeting:

If this doesn't work, go to <https://www.zoom.us/join> and type in the Meeting ID from the E-Mail we sent you.

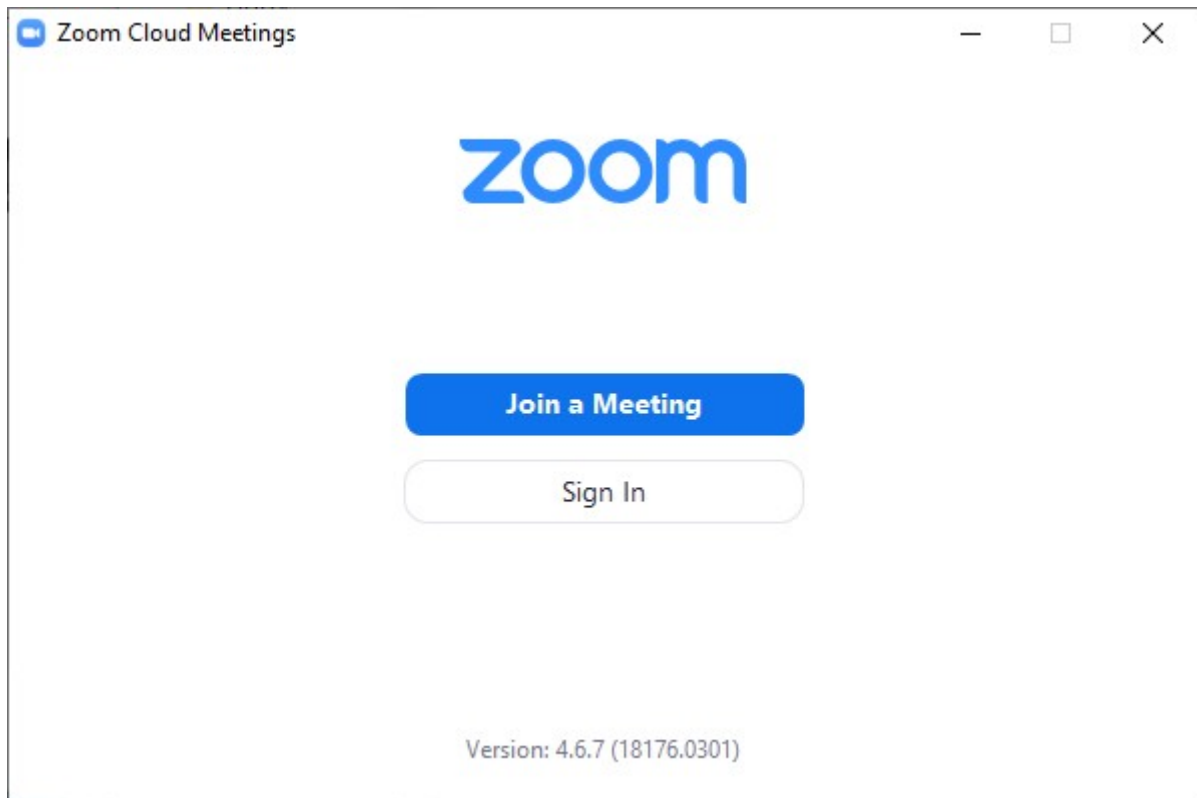


### 2. downloading/installing the Zoom client:

Open the link we sent (per e-mail) you and press “**download & run Zoom**”, after the install is done, just open Zoom, click on “**join a Meeting**” and type in the **Meeting ID**.

We **recommend** downloading the client, because it is **more stable** and we will use zoom multiple times.

(Below you can see the Zoom client)



Creating an account is optional and completely free and can later be linked to a subscription model, but does not have to be. ILEU uses the free version, which is limited to 40 minutes. If you want to communicate longer you have to invite every participant to a new conference.

But you don't have to create an account to join a meeting, only the creator of the meeting needs an account.

**If the audio doesn't work for some reason:**

After joining the meeting, you will be asked to join with audio, if this doesn't work, you can join the audio with a phone call (**keep in mind that this will cost you money if you don't have a flatrate**).

On the left, choose your country and dial the number, then follow the instructions given by the call. (enter the meeting ID)

We Danube networkers use the Zoom video conferencing system, e.g. to exchange information about the content of our projects, to try out new methods of communication and cooperation and to make new friends. e.g. in the project [codanec.eu](http://codanec.eu)

Interested? Please get in touch with us!

contact address: Office Danube-Networkers, c/o ILEU e.V.,  
Schweinmarkt 6, 89073 Ulm, Germany

Phone: 0731/379951-66 (office)

mail: [info@ileu.net](mailto:info@ileu.net)